

SWARAJ ENGINES LIMITED

Works :

Plot No. 2, Indl. Focal Point,
Phase IX, S.A.S. Nagar,
Distt. S.A.S. Nagar (Mohali)
(Near Chandigarh)

SWARAJ

02/SP/EXCH
14th July, 2015

Tel. : 0172-2234941- 47, 2234950
Fax : 91-172-2234955
Email : mail@swarajenterprise.com

The General Manager
Corp. Relationship Deptt
Bombay Stock Exchange Ltd.
1st. Floor, New Trading Ring,
Rotunda Building, P J Towers,
Dalal Street, Fort, Mumbai-400 001

Fax No. 022-22722037,39,41,61,
22723121, 22723719
Phone No. 022-22721121-22,
22722375, 22721233
E-mail ID -
corp.relations@bseindia.com

The Secretary
National Stock Exchange of India Ltd.
Capital Market-Listing, Exchange Plaza,
Bandra – Kurla Complex, Bandra (E),
Mumbai-400 051

Fax No. 022-26598237-38
Phone No. 022- 26598235-36
E-mail ID - cmlist@nse.co.in

SUB: Shareholding Pattern for the Quarter ended 30th June, 2015

Dear Sir,

With reference to the Clause 35 of the Listing Agreement, we are pleased to enclose herewith Shareholding Pattern as on 30th June, 2015 for your reference and record.

Kindly acknowledge the receipt.

Thanking you,

Yours faithfully,

For Swaraj Engines Limited



(M.S.GREWAL)
Company Secretary


Introductory sub-table (I)(a)

Name of the Company: SWARAJ ENGINES LIMITED			
Scrip Code, Name of the scrip, class of security: BSE-500407/NSE-SWARAJENG-EQUITY			
Quarter ended: 30th June, 2015			
Partly paid-up shares:-			
	No. of partly paid-up shares	As a % of total no. of partly paid-up shares	As a % of total no. of shares of the company
Held by promoter/promoter group	0	0	0
Held by public	0	0	0
Total - D	0	0	0
Outstanding convertible securities:-			
	No. of outstanding securities	As a % of total no. of outstanding convertible securities	As a % of total no. of shares of the company, assuming full conversion of the convertible securities
Held by promoter/promoter group	0	0	0
Held by public	0	0	0
Total - E	0	0	0
Warrants:-			
	No. of warrants	As a % of total no. of warrants	As a % of total no. of shares of the company, assuming full conversion of warrants
Held by promoter/promoter group	0	0	0
Held by public	0	0	0
Total - F	0	0	0
Total paid-up capital of the company, assuming full conversion of warrants and convertible securities			
12419820			




Statement Showing Shareholding Pattern

Category code	Category of Shareholder	Number of Shareholders	Table (I)(a)		Total shareholding as a percentage of total number of shares		Shares Pledged or otherwise encumbered	
			Total number of shares	Number of shares held in dematerialized form	As a percentage of(A+B) ¹	As a percentage of (A+B+C)	Number of shares	As a percentage
(I)	(II)	(III)	(IV)	(V)	(VI)	(VII)	(VIII)	(IX)
(A)	Shareholding of Promoter and Promoter Group²							
1	Indian							
(a)	Individuals/ Hindu Undivided Family	0	0	0	0.00	0.00	0	0.00
(b)	Central Government/ State Government(s)	0	0	0	0.00	0.00	0	0.00
(c)	Bodies Corporate	2	6286417	6286417	50.62	50.62	0	0.00
(d)	Financial Institutions/ Banks	0	0	0	0.00	0.00	0	0.00
(e)	Any Others(Specify)	0	0	0	0.00	0.00	0	0.00
(e-i)								
(e-ii)								
	Sub Total(A)(1)	2	6286417	6286417	50.62	50.62	0	0.00
2	Foreign							
a	Individuals (Non-Residents Individuals/ Foreign Individuals)	0	0	0	0.00	0.00	0	0.00
b	Bodies Corporate	0	0	0	0.00	0.00	0	0.00
c	Institutions	0	0	0	0.00	0.00	0	0.00
d	Any Others(Specify)	0	0	0	0.00	0.00	0	0.00
d-i								
d-ii								
	Sub Total(A)(2)	0	0	0	0.00	0.00	0	0.00
	Total Shareholding of Promoter and	2	6286417	6286417	50.62	50.62	0	0.00
(B)	Public shareholding							
1	Institutions							
(a)	Mutual Funds/ UTI	16	1101459	1101459	8.87	8.87	0	0.00
(b)	Financial Institutions / Banks	2	11503	11203	0.09	0.09	0	0.00
(c)	Central Government/ State Government(s)	0	0	0	0.00	0.00	0	0.00
(d)	Venture Capital Funds	0	0	0	0.00	0.00	0	0.00
(e)	Insurance Companies	1	9290	9290	0.07	0.07	0	0.00
(f)	Foreign Institutional Investors	15	843417	843417	6.79	6.79	0	0.00
(g)	Foreign Venture Capital Investors				0.00	0.00	0	0.00
(h)	Any Other (specify)				0.00	0.00	0	0.00
(h-i)								
(h-ii)								
	Sub-Total (B)(1)	34	1965669	1965369	15.83	15.83	0	0.00
B 2	Non-institutions							
(a)	Bodies Corporate	416	569665	569062	4.59	4.59	0	0.00
(b)	Individuals							
I	Individuals -i. Individual shareholders holding nominal share capital up to Rs 1 lakh	11970	2491810	2345500	20.06	20.06	0	0.00
II	ii. Individual shareholders holding nominal share capital in excess of Rs. 1 lakh.	17	907640	874640	7.31	7.31	0	0.00
(c)	Any Other (specify)							
(c-i)	Trust & Foundation	6	57350	57350	0.46	0.46	0	0.00
(c-ii)	NRI's	370	140669	140669	1.13	1.13	0	0.00
(ciii)	OCB	1	600	600	0.00	0.00	0	0.00
	Sub-Total (B)(2)	12780	4167734	3987821	33.56	33.56	0	0.00
(B)	Total Public Shareholding (B)= (B)(1)+(B)(2)	12814	6133403	5953190	49.38	49.38	0	0.00
	TOTAL (A)+(B)	12816	12419820	12239607	100.00	100.00	0	0.00
(C)	Shares held by Custodians and against which Depository Receipts have been issued							
1	Promoter and Promoter Group	0	0	0	0.00	0.00	0	0.00
2	Public	0	0	0	0.00	0.00	0	0.00
	Sub-Total (C)	0	0	0	0.00	0.00	0	0.00
180213	GRAND TOTAL (A)+(B)+(C)	12816	12419820	12239607	100.00	100.00	0	0.00




Sr.No	Notes
1	NIL
2	
3	
4	
5	
6	
7	
8	
9	



(1)(b) Statement showing holding of securities (including shares, warrants, convertible securities) of persons belonging to the category "Promoter and Promoter Group"


Sr. No	Name of the shareholder	Details of Shares held		Encumbered shares (*)		Details of warrants		Details of convertible securities		Total shares (including underlying shares assuming full conversion of warrants and convertible securities) as a % of diluted share capital	
		Number of shares held	As a % of grand total (A)+(B)+(C)	No.	As a percentage (VI)=(V)/(III)*100	As a % of grand total (A)+(B)+(C) of sub-clause (I)(a)	Number of warrants held	As a % total number of warrants of the same class	Number of convertible securities held		As a % total number of convertible securities of the same class
(i)	(ii)	(iii)	(iv)	(v)	(vi)=(v)/(iii)*100	(vii)	(viii)	(ix)	(x)	(xi)	(xii)
1	Mahindra & Mahindra Ltd	4126417	33.22	0	0.00	0.00	0	0	0	0	0
2	Kirloskar Industries Ltd	2160000	17.39	0	0.00	0.00	0	0	0	0	0
3											
4											
	TOTAL	6286417	50.62	0	0.00	0.00	0	0	0	0	0

(*) The term "encumbrance" has the same meaning as assigned to it in regulation 28(3) of the SAST Regulations, 2011




(D)(c)(i) Statement showing holding of securities (including shares, warrants, convertible securities) of persons belonging to the category "Public" and holding more than 1% of the total number of shares

Sr. No.	Name of the shareholder	Number of shares held	Shares as a percentage of total number of shares i.e., Grand Total (A)+(B)+(C) indicated in Statement at para (D)(a) above}	Details of warrants		Details of convertible securities		Total shares (including underlying shares assuming full conversion of warrants and convertible securities) as a % of diluted share
				Number of warrants held	As a % total number of warrants of the same class	Number of convertible securities held	% w.r.t total number of convertible securities of the same class	
1	Pinebridge Investments GF Mauritius Limited	390648	3.15	0	0	0	0	0
2	DSP Blackrock Micro Cap Fund	252253	2.03	0	0	0	0	0
3	Franklin India Smaller Companies Fund	201210	1.62	0	0	0	0	0
4	Reeta Keyur Parikh	176500	1.42	0	0	0	0	0
5	National Westminster Bank PLC as Trustee of The Jupiter India	176099	1.42	0	0	0	0	0
6	Vikram Chinubhai Shah	176000	1.42	0	0	0	0	0
7	Ocean Dial Gateway To India Mauritius Limited	160000	1.29	0	0	0	0	0
8	SBI Magnum Midcap Fund	159423	1.28	0	0	0	0	0
9	HDFC Small & Midcap Fund	150000	1.21	0	0	0	0	0
TOTAL		1842133	14.83	0	0	0	0	0




(I)(c)(ii) Statement showing holding of securities (including shares, warrants, convertible securities) of persons (together with PAC) belonging to the category "Public" and holding more than 5% of the total number of shares of the company

Sr. No.	Name(s) of the shareholder(s) and the Persons Acting in Concert (PAC) with them	Number of shares	Shares as a percentage of total number of shares {i.e., Grand Total (A)+(B)+(C) indicated in Statement at para (I)(a) above}	Details of warrants			Details of convertible securities		Total shares (including underlying shares assuming full conversion of warrants and convertible securities) as a % of diluted share capital
				Number of warrants	As a % total number of warrants of the same class	Number of convertible securities held	% w.r.t total number of convertible securities of the same class		
1			0.00	0	0	0	0	0	
2				0	0	0	0		
3									
4									
5									
TOTAL		0	0.00	0	0	0	0	0	




(1)(d) Statement showing details of locked-in shares

Sr. No.	Name of the shareholder	Number of locked-in shares	Locked-in shares as a percentage of total number of shares {i.e., Grand Total (A)+(B)+(C) indicated in Statement at para (1)(a) above}
1	NIL	NIL	NIL
2			
3			
4			
5			
6			
7			
8			
9			
TOTAL		0	0.00




(11)(a) Statement showing details of Depository Receipts (DRs)

Sr. No.	Type of outstanding DR (ADRs, GDRs, SDRs, etc.)	Number of outstanding DRs	Number of shares underlying outstanding DRs	Shares underlying outstanding DRs as a percentage of total number of shares {i.e., Grand Total (A)+(B)+(C) indicated in Statement at para (I)(a) above}
1	NIL	NIL	NIL	NIL
2				
3				
4				
5				
6				
7				
8				
9				
TOTAL		0	0	0.00



(11)(b) Statement showing holding of Depository Receipts (DRs), where underlying shares held by "promoter/promoter group" are in excess of 1% of the total number of shares

Sr. No.	Name of the DR Holder	Type of outstanding DR (ADRs, GDRs, SDRs, etc.)	Number of shares underlying outstanding DRs	Shares underlying outstanding DRs as a percentage of total number of shares {i.e., Grand Total (A)+(B)+(C) indicated in Statement at para (D)(a) above}
1	NIL		NIL	NIL
2				
3				
4				
5				
6				
7				
8				
9				
TOTAL			0	0.00



(III)(a) Statement showing the voting pattern of shareholders, if more than one class of shares/securities is issued by the issuer

Sr. No.	Category of shareholder	No of Voting Rights held in each class of securities	Class X	Class Y	Class Z	Total Voting Rights (III+IV+V)	Total Voting Rights i.e. (VI)	As a % of (A+B)	As a % of (A+B+C)
1	NA	NA	NA	NA	NA	NA	NA	NA	NA

