

# SWARAJ ENGINES LIMITED

**Works :**

Plot No. 2, Indl. Focal Point,  
Phase IX, S.A.S. Nagar,  
Distt. S.A.S. Nagar (Mohali)  
(Near Chandigarh)



02/SP/EXCH  
10<sup>th</sup> April, 2015

Tel. : 0172-2234941- 47, 2234950  
Fax : 91-172-2234955  
Email : mail@swarajenterprise.com

**The General Manager**  
**Corp. Relationship Deptt**  
**Bombay Stock Exchange Ltd.**  
1<sup>st</sup>. Floor, New Trading Ring,  
Rotunda Building, P J Towers,  
Dalal Street, Fort, Mumbai-400 001

Fax No. 022-22722037,39,41,61,  
22723121, 22723719  
Phone No. 022-22721121-22,  
22722375, 22721233  
E-mail ID -  
corp.relations@bseindia.com

**The Secretary**  
**National Stock Exchange of India Ltd.**  
Capital Market-Listing, Exchange Plaza,  
Bandra – Kurla Complex, Bandra (E),  
Mumbai-400 051

Fax No. 022-26598237-38  
Phone No. 022- 26598235-36  
E-mail ID - cmlist@nse.co.in

**SUB: Shareholding Pattern for the Quarter ended 31st March, 2015**

Dear Sir,

With reference to the Clause 35 of the Listing Agreement, we are pleased to enclose herewith Shareholding Pattern as on 31st March, 2015 for your reference and record.

Kindly acknowledge the receipt.

Thanking you,


Yours faithfully,

**For Swaraj Engines Limited**

  
**(M.S.GREWAL)**  
**Company Secretary**

Introductory sub-table 1(a)

<b>Name of the Company: SWARAJ ENGINES LIMITED</b>			
<b>Scrip Code, Name of the scrip, class of security: BSE-500407/NSE- SWARAJENG-EQUITY</b>			
<b>Quarter ended: 31st March, 2015</b>			
<b>Partly paid-up shares:-</b>		<b>No. of partly paid-up shares</b>	<b>As a % of total no. of partly paid-up shares</b>
Held by promoter/promoter group	0	0	0
Held by public	0	0	0
<b>Total - D</b>	<b>0</b>	<b>0</b>	<b>0</b>
<b>Outstanding convertible securities:-</b>		<b>No. of outstanding securities</b>	<b>As a % of total no. of outstanding convertible securities</b>
Held by promoter/promoter group	0	0	0
Held by public	0	0	0
<b>Total - E</b>	<b>0</b>	<b>0</b>	<b>0</b>
<b>Warrants:-</b>		<b>No. of warrants</b>	<b>As a % of total no. of warrants</b>
Held by promoter/promoter group	0	0	0
Held by public	0	0	0
<b>Total - F</b>	<b>0</b>	<b>0</b>	<b>0</b>
<b>Total paid-up capital of the company, assuming full conversion of warrants and convertible securities</b>			
12419820			




**Statement Showing Shareholding Pattern**

Category Code	Category of Shareholder	Number of Shareholders	Table (I)(a)		Total shareholding as a percentage of total number of shares		Shares Pledged or otherwise encumbered	
			Total number of shares	Number of shares held in dematerialized form	As a percentage of (A+B) <sup>1</sup>	As a percentage of (A+B+C)	Number of shares	As a percentage
			(IV)	(V)	(VI)	(VII)	(VIII)	(X) = (VIII)/(IV)*100
(A)	<b>Shareholding of Promoter and Promoter Group<sup>2</sup></b>							
1	<b>Indian</b>							
(a)	Individuals/ Hindu Undivided Family	0	0	0	0.00	0.00	0	0.00
(b)	Central Government/ State Government(s)	0	0	0	0.00	0.00	0	0.00
(c)	Bodies Corporate	2	6286417	6286417	50.62	50.62	0	0.00
(d)	Financial Institutions/ Banks	0	0	0	0.00	0.00	0	0.00
(e)	Any Others(Specify)	0	0	0	0.00	0.00	0	0.00
(e-i)								
(e-ii)								
	<b>Sub Total(A)(1)</b>	<b>2</b>	<b>6286417</b>	<b>6286417</b>	<b>50.62</b>	<b>50.62</b>	<b>0</b>	<b>0.00</b>
2	<b>Foreign</b>							
a	Individuals (Non-Residents Individuals/ Foreign Individuals)	0	0	0	0.00	0.00	0	0.00
b	Bodies Corporate	0	0	0	0.00	0.00	0	0.00
c	Institutions	0	0	0	0.00	0.00	0	0.00
d	Any Others(Specify)	0	0	0	0.00	0.00	0	0.00
d-i								
d-ii								0.00
	<b>Sub Total(A)(2)</b>	<b>0</b>	<b>0</b>	<b>0</b>	<b>0.00</b>	<b>0.00</b>	<b>0</b>	<b>0.00</b>
	<b>Total Shareholding of Promoter and</b>	<b>2</b>	<b>6286417</b>	<b>6286417</b>	<b>50.62</b>	<b>50.62</b>	<b>0</b>	<b>0.00</b>
(B)	<b>Public shareholding</b>							
1	<b>Institutions</b>							
(a)	Mutual Funds/ UTI	18	1127688	1127688	9.08	9.08	0	0.00
(b)	Financial Institutions/ Banks	2	11900	11600	0.10	0.10	0	0.00
(c)	Central Government/ State Government(s)	0	0	0	0.00	0.00	0	0.00
(d)	Venture Capital Funds	0	0	0	0.00	0.00	0	0.00
(e)	Insurance Companies	0	0	0	0.00	0.00	0	0.00
(f)	Foreign Institutional Investors	17	849436	849436	6.84	6.84	0	0.00
(g)	Foreign Venture Capital Investors				0.00	0.00	0	0.00
(h)	Any Other (specify)				0.00	0.00	0	0.00
(h-i)								
(h-ii)								
	<b>Sub-Total (B)(1)</b>	<b>37</b>	<b>1989024</b>	<b>1988724</b>	<b>16.01</b>	<b>16.01</b>	<b>0</b>	<b>0.00</b>
B 2	<b>Non-institutions</b>							
(a)	Bodies Corporate	400	518857	518254	4.18	4.18	0	0.00
(b)	Individuals							
I	Individuals -i. Individual shareholders holding nominal share capital up to Rs 1 lakh	11551	2491593	2338783	20.06	20.06	0	0.00
II	ii. Individual shareholders holding nominal share capital in excess of Rs. 1	18	926725	893725	7.46	7.46	0	0.00
(c)	Any Other (specify)							
(c-i)	Trust & Foundation	6	68162	68162	0.55	0.55	0	0.00
(c-ii)	NRI's	344	138442	138442	1.11	1.11	0	0.00
(ciii)	OCB	1	600	600	0.00	0.00	0	0.00
	<b>Sub-Total (B)(2)</b>	<b>12320</b>	<b>4144379</b>	<b>3957966</b>	<b>33.37</b>	<b>33.37</b>	<b>0</b>	<b>0.00</b>
(B)	<b>Total Public Shareholding (B)= (B)(1)+(B)(2)</b>	<b>12357</b>	<b>6133403</b>	<b>5946690</b>	<b>49.38</b>	<b>49.38</b>	<b>0</b>	<b>0.00</b>
	<b>TOTAL (A)+(B)</b>	<b>12359</b>	<b>12419820</b>	<b>12233107</b>	<b>100.00</b>	<b>100.00</b>	<b>0</b>	<b>0.00</b>
(C)	<b>Shares held by Custodians and against which Depository Receipts have been issued</b>							
1	Promoter and Promoter Group	0	0	0	0	0.00	0	0.00
2	Public	0	0	0	0	0.00	0	0
	<b>Sub-Total (C)</b>	<b>0</b>	<b>0</b>	<b>0</b>			<b>0</b>	<b>0</b>
	<b>GRAND TOTAL (A)+(B)+(C)</b>	<b>12359</b>	<b>12419820</b>	<b>12233107</b>	<b>100</b>	<b>100.00</b>	<b>0</b>	<b>0.00</b>



Sr.No	Notes
1	NIL
2	
3	
4	
5	
6	
7	
8	
9	



(1)(b) Statement showing holding of securities (including shares, warrants, convertible securities) of persons belonging to the category "Promoter and Promoter Group"


Sr. No	Name of the shareholder	Details of Shares held		Encumbered shares (*)			Details of warrants		Details of convertible securities		Total shares (including underlying shares assuming full conversion of warrants and convertible securities) as a % of diluted share capital
		Number of shares held	As a % of grand total (A)+(B)+(C)	No.	As a percentage (V)/(III)*100	As a % of grand total (A)+(B)+(C) of sub-clause (1)(a)	Number of warrants held	As a % of total number of warrants of the same class	Number of convertible securities held	As a % of total number of convertible securities of the same class	
(i)	(ii)	(iii)	(iv)	(v)	(vi)=(v)/(iii)*100	(vii)	(viii)	(ix)	(x)	(xi)	(xii)
1	Mahindra & Mahindra Ltd	4126417	33.22	0	0.00	0.00	0	0	0	0	0
2	Kirloskar Industries Ltd	2160000	17.39	0	0.00	0.00	0	0	0	0	0
3											
4											
	<b>TOTAL</b>	<b>6286417</b>	<b>50.62</b>	<b>0</b>	<b>0.00</b>	<b>0.00</b>	<b>0</b>	<b>0</b>	<b>0</b>	<b>0</b>	<b>0</b>

(\*) The term "encumbrance" has the same meaning as assigned to it in regulation 28(3) of the SAST Regulations, 2011




(D)(c)(i) Statement showing holding of securities (including shares, warrants, convertible securities) of persons belonging to the category "Public" and holding more than 1% of the total number of shares

Sr. No.	Name of the shareholder	Number of shares held	Shares as a percentage of total number of shares {i.e., Grand Total (A)+(B)+(C) indicated in Statement at para (I)(a) above}	Details of warrants		Details of convertible securities		Total shares (including underlying shares assuming full conversion of warrants and convertible securities) as a % of diluted share
				Number of warrants held	As a % total number of warrants of the same class	Number of convertible securities held	% w.r.t total number of convertible securities of the same class	
1	Franklin India Smaller Companies Fund	201210	1.62	0	0	0	0	0
2	Reeta Keyur Parikh	176500	1.42	0	0	0	0	0
3	SBI Magnum Midcap Fund	159423	1.28	0	0	0	0	0
4	National Westminster Bank PLC-As Trustee of the Jupiter India Fund	176099	1.42	0	0	0	0	0
5	Vikram Chinubhai Shah	176000	1.42	0	0	0	0	0
6	DSP Blackrock Micro Cap Fund	237997	1.92	0	0	0	0	0
7	Pinebridge Investments Asia Limited A/c Pinebridge Investment GF Mauritius Ltd.	390648	3.15	0	0	0	0	0
8	Ocean Dial Gateway To India Mauritius Limited	160000	1.29					
9	HDFC Small & Midcap Fund	150000	1.21					
<b>TOTAL</b>		<b>1827877</b>	<b>14.72</b>	<b>0</b>	<b>0</b>	<b>0</b>	<b>0</b>	<b>0</b>




**1)(c)(ii) Statement showing holding of securities (including shares, warrants, convertible securities) of persons (together with PAC) belonging to the category "Public" and holding more than 5% of the total number of shares of the company**

Sr. No.	Name(s) of the shareholder(s) and the Persons Acting in Concert (PAC) with them	Number of shares	Shares as a percentage of total number of shares {i.e., Grand Total (A)+(B)+(C) indicated in Statement at para (I)(a) above}	Details of warrants		Details of convertible securities		Total shares (including underlying shares assuming full conversion of warrants and convertible securities) as a % of diluted share capital
				Number of warrants	As a % total number of warrants of the same class	Number of convertible securities held	% w.r.t total number of convertible securities of the same class	
1			0.00	0	0	0	0	0
2				0	0	0	0	
3								
4								
5								
<b>TOTAL</b>		<b>0</b>	<b>0.00</b>	<b>0</b>	<b>0</b>	<b>0</b>	<b>0</b>	<b>0</b>



**(D)(d) Statement showing details of locked-in shares**

Sr. No.	Name of the shareholder	Number of locked-in shares	Locked-in shares as a percentage of total number of shares {i.e., Grand Total (A)+(B)+(C) indicated in Statement at para (D)(a) above}
1	NIL	NIL	NIL
2			
3			
4			
5			
6			
7			
8			
9			
<b>TOTAL</b>			<b>0.00</b>






(II)(a) Statement showing details of Depository Receipts (DRs)

Sr. No.	Type of outstanding DR (ADRs, GDRs, SDRs, etc.)	Number of outstanding DRs	Number of shares underlying outstanding DRs	Shares underlying outstanding DRs as a percentage of total number of shares {i.e., Grand Total (A)+(B)+(C) indicated in Statement at para (I)(a) above}
1	NIL	NIL	NIL	NIL
2				
3				
4				
5				
6				
7				
8				
9				
<b>TOTAL</b>		<b>0</b>	<b>0</b>	<b>0.00</b>



(11)(b) Statement showing holding of Depository Receipts (DRs), where underlying shares held by "promoter/promoter group" are in excess of 1% of the total number of shares

Sr. No.	Name of the DR Holder	Type of outstanding DR (ADRs, GDRs, SDRs, etc.)	Number of shares underlying outstanding DRs	Shares underlying outstanding DRs as a percentage of total number of shares {i.e., Grand Total (A)+(B)+(C) indicated in Statement at para (1)(a) above}
1	NIL	NIL	NIL	NIL
2				
3				
4				
5				
6				
7				
8				
9				
<b>TOTAL</b>			<b>0</b>	<b>0.00</b>



(III)(a) Statement showing the voting pattern of shareholders, if more than one class of shares/securities is issued by the issuer

Sr. No.	Category of shareholder	No of Voting Rights held in each class of securities	Class X	Class Y	Class Z	Total Voting Rights (III+IV+V)	Total Voting Rights i.e. (VI)	As a % of (A+B)	As a % of (A+B+C)
1	NA	NA	NA	NA	NA	NA	NA	NA	NA

